



創新的厚福 世界的厚福
INNOVATION HOPEFULL GLOBAL HOPEFULL

厚福醫療裝備有限公司
Hopefull Medical Equipment Co., Ltd
电话/Mob: +86-0715-8106166 8106266 8106366

中山厚福應用技術有限公司
Zhongshan Hopefull Applied Technology Co., Ltd
电话/Mob: +86-0760-88588177 88588188 8858199

 400-700-9233

 www.hope-full.com


2016



Technology
Innovation
Globe



HOPE-FULL® 厚福®



CONTENT

01/02	About HOPEFULL
03/18	B series
19/26	D series
27/32	Sa series
33/40	Ch series
41/44	Ac series
45/48	F series
49/52	H series
53/59	Bedside equipment
60	Transferable bed

厚德載物 福播人間
Spread blessing and social commitment



Spread blessing and social commitment , it' s our mission.

HOPEFULL established in 1999 and focus on the care beds industry line more than 10 years.HOPEFULL accumulate rich experience,also developed a full set of strict and unique quality management system.By adhering to the quality principle of "99+1=0" ,the product depends on its exquisite technique&reliable quality to gain a world-wide reputation in the market.

In 2010,HOPEFULL invested to build the new Central China production base which called Hopefull Medical Equipment Co.,Ltd.The area is more than 460,000 square meters,total production capacity reach to 200,000 sets beds per year.HOPEFULL launched into some big scale of equipment and machinery,such as the plastic processing equipment,hardware and molds machining equipment,automatic robot welding production line,automatic spraying production line and finished products assemble line to realize the complete set of care bed made by ourselves and ensure the production quality under our own control.

Innovation is always HOPEFULL tradition and core competitiveness.HOPEFULL becomes a veritable high and new tech enterprise by continuously investing on the new products R&D and build up a high qualified & abroad vision of R&D team.HOPEFULL also established the scientific and high efficiency of innovation technology management system,which enable HOPEFULL to keep ahead in the same Chinese industry line.HOPEFULL has obtained tremendous achivement & now awarded 8pcs invention patents and more than 120pcs utility new model and appearance patents, and developed a wide range of competitive with intellectual property rights products. HOPEFULL owns the strong powder to compete with the world-famous brand.

HOPEFULL brand is a Chinese Well-know brand. Hopefull has the complete marketing network and professional sales team.HOPEFULL also actively takes part in the domestic and international competitions and gains great achievements.In the past years,HOPEFULL brand' s popularity and reputation always keep ahead in Chinese care bed industry line.At present,more than 1000 Chinese hospitals use HOPEFULL brand products and there are more than 500,000 sets of HOPEFULL beds in the Chinese market.HOPEFULL products also export to more than 60 countries and regions all over the world.

HOPEFULL takes the customer' s experience as the enterprise evergreen foot-stone.From the enterprise opening until now,HOPEFULL always keeps advance customers relationship faith,and already build up the most big scale and perfect after sales service system in the same Chinese industry line.HOPEFULL also can provide the professional,rapid,high efficiency after sales service solution for customers,that makes HOPEFULL found the King service brand in Chinese care bed industry line.

There is no the best but only the better ! HOPEFULL will always continually insist on its enterprise philosophy of "Sincere trusty,High efficiency,People-Oriented,Forever enterprising" ,and with its goal to be No.1 brand of care beds in the world to constantly the unremitting hard-work!

Innovationa HOPEFULL,Global HOPEFULL !

www.hope-full.com

HOPE-FULL®

厚福®





B988t

A-Green



B988t Multifunctional electric ICU bed

Main function :

- A · Back section up/down
- B · Knee section up/down
- C · Auto-contour
- D · Whole bed up/down
- E · Trendelenburg/Reverse Tren.
- F · Lateral trendelenburg
- G · Full bed X-ray
- H · Auto-regression
- I · Manual CPR
- J · Electric CPR
- K · One-button chair position
- L · One-button trendelenburg
- M · Angle indicator
- N · Bed extension
- O · Backup battery
- P · The 5th castor

Dimension:

⊙ Overall length	2200mm±20mm
⊙ Overall width	1060mm±10mm
⊙ Minimum height	480mm±10mm
⊙ Maximum height	880mm±10mm

Standard accessory:

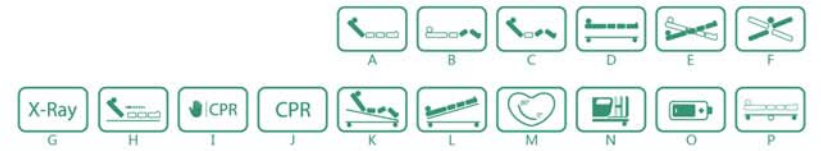
⊙ Head and foot board	2pcs
⊙ Bedside rail	4pcs
⊙ LED nurse control	1pc
⊙ Patient control	2pcs
⊙ Angle display	5pcs
⊙ Lifting column actuator	2pcs
⊙ Actuator	3pcs
⊙ Backup battery	1pc
⊙ Buffer	4pcs
⊙ Urine hook	4pcs
⊙ Drip holes	4pcs
⊙ Lifting pole hole	2pcs
⊙ Mattress retainer	1pc
⊙ Electric cable holder	1pc
⊙ 6 inches central lock castor	4pcs
⊙ Braking pedal	4pcs
⊙ The 5th castor	1pc

Optional accessory:

- ⊙ S.S IV pole
- ⊙ Lifting pole
- ⊙ Writing table
- ⊙ Oxygen cylinder holder
- ⊙ Instrument tray
- ⊙ Flexible bracket
- ⊙ Exit alarm
- ⊙ Under bed light

Optional color:

- A · Green
- B · Purple
- C · Gold



B968y Multifunctional electric ICU bed

Main function :

- A · Back section up/down
- B · Knee section up/down
- C · Auto-contour
- D · Whole bed up/down
- E · Trendelenburg/Reverse Tren.
- F · Back section X-ray
- G · Auto-regression
- H · Manual CPR
- I · Electric CPR
- J · One-button chair position
- K · One-button trendelenburg
- L · Angle indicator
- M · Bed extension
- N · Backup battery

Dimension:

⊙ Overall length	2200mm±20mm
⊙ Overall width	1060mm±10mm
⊙ Minimum height	480mm±10mm
⊙ Maximum height	880mm±10mm

Standard accessory:

⊙ Head and foot board	2pcs
⊙ Bedside rail	4pcs
⊙ Nurse control	1pc
⊙ Patient control	2pcs
⊙ Angle display	4pcs
⊙ Lifting column actuator	2pcs
⊙ Actuator	3pcs
⊙ Backup battery	1pc
⊙ Buffer	4pcs
⊙ Drip hole	4pcs
⊙ Urine hook	4pcs
⊙ Lifting pole hole	2pcs
⊙ Mattress retainer	1pc
⊙ Electric cable holder	1pc
⊙ 6 inches central lock castor	4pcs
⊙ Braking pedal	2pcs

Optional accessory:

- ⊙ S.S IV pole
- ⊙ The 5th castor
- ⊙ Lifting pole
- ⊙ Writing table
- ⊙ Oxygen cylinder holder
- ⊙ Instrument tray
- ⊙ Flexible bracket
- ⊙ Exit alarm
- ⊙ Under bed light

Optional color:

- A · Green
- B · Purple
- C · Gold



B-Purple



C-Gold



A-Green

B968y

HOPE-FULL®

B868y Multifunctional electric ICU bed

Main function :

- A · Back section up/down
- B · Knee section up/down
- C · Auto-contour
- D · Whole bed up/down
- E · Trendelenburg/Reverse Tren.
- F · Back section X-ray
- G · Auto-regression
- H · Manual CPR
- I · Electric CPR
- J · One-button chair position
- K · One-button trendelenburg
- L · Angle indicator
- M · Backup battery

Dimension:

⊙ Overall length	2200mm±20mm
⊙ Overall width	1060mm±10mm
⊙ Minimum height	480mm±10mm
⊙ Maximum height	750mm±10mm

Standard accessory:

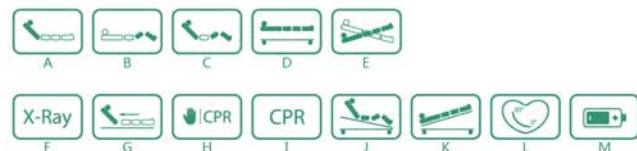
⊙ Head and foot board	2pcs
⊙ Bedside rail	4pcs
⊙ Nurse control	1pc
⊙ Patient control	2pcs
⊙ Angle display	4pcs
⊙ Actuator	4pcs
⊙ Backup battery	1pc
⊙ Buffer	4pcs
⊙ Drip hole	4pcs
⊙ Urine hook	4pcs
⊙ Lifting pole hole	2pcs
⊙ Mattress retainer	1pc
⊙ Electric cable holder	1pc
⊙ 5 inches central lock castor	4pcs
⊙ Braking pedal	2pcs

Optional accessory:

- ⊙ The 5th castor
- ⊙ S.S IV pole
- ⊙ Lifting pole
- ⊙ Writing table
- ⊙ Oxygen cylinder holder
- ⊙ Instrument tray
- ⊙ Flexible bracket
- ⊙ Exit alarm
- ⊙ Under bed light
- ⊙ Bed extension

Optional color:

- A · Green
- B · Purple
- C · Gold



A-Green

B868y

B868y-v Multifunctional electric ICU bed

Main function :

- A · Back section up/down
- B · Knee section up/down
- C · Auto-contour
- D · Whole bed up/down
- E · Trendelenburg/Reverse Tren.
- F · Back section X-ray
- G · Auto-regression
- H · Manual CPR
- I · Electric CPR
- J · One-button chair position
- K · One-button trendelenburg
- L · Angle indicator
- M · Backup battery

Dimension:

⊙ Overall length	2220mm±20mm
⊙ Overall width	1200mm±10mm
⊙ Minimum height	500mm±10mm
⊙ Maximum height	770mm±10mm

Standard accessory:

⊙ Head and foot board	2pcs
⊙ Bedside rail	4pcs
⊙ Nurse control	1pc
⊙ Patient control	2pcs
⊙ Angle display	4pcs
⊙ Actuator	4pcs
⊙ Backup battery	1pc
⊙ Buffer	4pcs
⊙ Drip hole	4pcs
⊙ Urine hook	4pcs
⊙ Lifting pole hole	2pcs
⊙ Mattress retainer	1pc
⊙ Electric cable holder	1pc
⊙ 5 inches central lock castor	4pcs
⊙ Braking pedal	2pcs

Optional accessory:

- ⊙ The 5th castor
- ⊙ S.S IV pole
- ⊙ Lifting pole
- ⊙ Writing table
- ⊙ Oxygen cylinder holder
- ⊙ Instrument tray
- ⊙ Flexible bracket
- ⊙ Exit alarm
- ⊙ Under bed light
- ⊙ Bed extension

Optional color:

- A · Green
- B · Purple
- C · Gold



B868y-v

A-Green

B-Purple

C-Gold



B series

B series



Ba868y-ch

A-Green

Ba868y-ch Multifunctional electric ICU bed

Main function :

- A · Back section up/down
- B · Knee section up/down
- C · Auto-contour
- D · Whole bed up/down
- E · Trendelenburg/Reverse Tren.
- F · Back section X-ray
- G · Scale function
- H · Auto-regression
- I · Manual CPR
- J · Electric CPR
- K · One-button chair position
- L · One-button trendelenburg
- M · Angle indicator
- N · Backup battery

Dimension:

⊙ Overall length	2200mm±20mm
⊙ Overall width	1060mm±10mm
⊙ Minimum height	480mm±10mm
⊙ Maximum height	720mm±10mm



B-Purple



C-Gold

Standard accessory:

⊙ Head and foot board	2pcs
⊙ Bedside rail	4pcs
⊙ LED nurse control	1pc
⊙ Patient control	2pcs
⊙ Angle display	4pcs
⊙ Actuator	4pcs
⊙ Backup battery	1pc
⊙ Buffer	4pcs
⊙ Drip hole	4pcs
⊙ Urine hook	4pcs
⊙ Lifting pole hole	2pcs
⊙ Mattress retainer	1pc
⊙ Electric cable holder	1pc
⊙ 5 inches central lock castor	4pcs
⊙ Braking pedal	2pcs

Optional accessory:

⊙ S.S IV pole
⊙ Lifting pole
⊙ Writing table
⊙ Oxygen cylinder holder
⊙ Instrument tray
⊙ Flexible bracket
⊙ Exit alarm
⊙ Under bed light
⊙ Bed extension

Optional color:

- A · Green
- B · Purple
- C · Gold



B868y-s Five function electric bed

Main function :

- A · Back section up/down
- B · Knee section up/down
- C · Auto-contour
- D · Whole bed up/down
- E · Trendelenburg/Reverse Tren.
- F · Auto-regression
- G · Manual CPR
- H · Angle indicator

Dimension/Angle Parameter:

⊙ Overall length	2200mm±20mm
⊙ Overall width	1060mm±10mm
⊙ Minimum height	480mm±10mm
⊙ Maximum height	750mm±10mm



B-Purple



C-Gold

Standard accessory:

⊙ Head and foot board	2pcs
⊙ Bedside rail	4pcs
⊙ Angle display	4pcs
⊙ Handset	1pc
⊙ Actuator	4pcs
⊙ Buffer	4pcs
⊙ Drip hole	4pcs
⊙ Urine hook	4pcs
⊙ Lifting pole hole	2pcs
⊙ Mattress retainer	1pc
⊙ Electric cable holder	1pc
⊙ 5 inches central lock castor	4pcs
⊙ Braking pedal	2pcs

Optional accessory:

⊙ Backup battery
⊙ S.S IV pole
⊙ Lifting pole
⊙ Writing table
⊙ Oxygen cylinder holder
⊙ Instrument tray
⊙ Flexible bracket

Optional color:

- A · Green
- B · Purple
- C · Gold



B868y-s

A-Green

B768y Three function electric bed

Main function :

- A · Back section up/down
- B · Knee section up/down
- C · Auto-contour
- D · Whole bed up/down
- E · Auto-regression
- F · Angle indicator

Dimension:

⊙ Overall length	2200mm±20mm
⊙ Overall width	1060mm±10mm
⊙ Minimum height	430mm±10mm
⊙ Maximum height	760mm±10mm

Standard accessory:

⊙ Head and foot board	2pcs
⊙ Bedside rail	4pcs
⊙ Angle display	2pcs
⊙ Handset	1pc
⊙ Actuator	3pcs
⊙ Buffer	4pcs
⊙ Drip hole	4pcs
⊙ Urine hook	4pcs
⊙ Lifting pole hole	2pcs
⊙ Mattress retainer	1pc
⊙ Electric cable holder	1pc
⊙ 5 inches central lock castor	4pcs
⊙ Braking pedal	2pcs

Optional accessory:

- ⊙ Backup battery
- ⊙ S.S IV pole
- ⊙ Lifting pole
- ⊙ Writing table
- ⊙ Oxygen cylinder holder
- ⊙ Instrument tray
- ⊙ Flexible bracket
- ⊙ Manual CPR

Optional color:

- A · Green
- B · Purple
- C · Gold



A-Green



B-Purple

B768y

C-Gold

B series

B series

B768a Three function electric bed

Main function :

- A · Back section up/down
- B · Knee section up/down
- C · Auto-contour
- D · Whole bed up/down
- E · Auto-regression
- F · Angle indicator

Dimension:

⊙ Overall length	2290mm±20mm
⊙ Overall width	1000mm±10mm
⊙ Minimum height	430mm±10mm
⊙ Maximum height	760mm±10mm

Standard accessory:

⊙ Head and foot board	2pcs
⊙ Bedside rail	4pcs
⊙ Angle display	2pcs
⊙ Handset	1pc
⊙ Actuator	3pcs
⊙ Buffer	4pcs
⊙ Drip hole	4pcs
⊙ Urine hook	4pcs
⊙ Lifting pole hole	2pcs
⊙ Mattress retainer	1pc
⊙ Electric cable holder	1pc
⊙ 5 inches central lock castor	4pcs
⊙ Braking pedal	2pcs

Optional accessory:

- ⊙ Backup battery
- ⊙ S.S IV pole
- ⊙ Lifting pole
- ⊙ Dining table
- ⊙ Sundries basket

Optional color:

- A · Green
- B · Purple
- C · Gold



B568a Two function electric bed

Main function :

- A · Back section up/down
- B · Knee section up/down
- C · Auto-contour
- D · Auto-regression
- E · Angle indicator

Dimension:

⊙ Overall length	2290mm±20mm
⊙ Overall width	1000mm±10mm
⊙ Fixed height	500mm±10mm

Standard accessory:

⊙ Head and foot board	2pcs
⊙ Bedside rail	4pcs
⊙ Angle display	2pcs
⊙ Handset	1pc
⊙ Actuator	2pcs
⊙ Buffer	4pcs
⊙ Drip hole	4pcs
⊙ Urine hook	4pcs
⊙ Lifting pole hole	2pcs
⊙ Mattress retainer	1pc
⊙ Electric cable holder	1pc
⊙ 5 inches central lock castor	4pcs
⊙ Braking pedal	2pcs

Optional accessory:

- ⊙ Backup battery
- ⊙ S.S IV pole
- ⊙ Lifting pole
- ⊙ Dining table
- ⊙ Sundries basket

Optional color:

- A · Green
- B · Purple
- C · Gold



B668a Three crank manual bed

Main function :

- A · Back section up/down
- B · Knee section up/down
- C · Whole bed up/down
- D · Auto-regression
- E · Angle indicator

Dimension :

⊙ Overall length	2290mm±20mm
⊙ Overall width	1000mm±10mm
⊙ Minimum height	430mm±10mm
⊙ Maximum height	720mm±10mm

Standard accessory:

⊙ Head and foot board	2pcs
⊙ Bedside rail	4pcs
⊙ Angle display	2pcs
⊙ Manual crank systems	3sets
⊙ Buffer	4pcs
⊙ Drip hole	4pcs
⊙ Urine hook	4pcs
⊙ Lifting pole hole	2pcs
⊙ Mattress retainer	1pc
⊙ 5 inches central lock castor	4pcs
⊙ Braking pedal	2pcs

Optional accessory:

⊙ S.S IV pole
⊙ Lifting pole
⊙ Dining table
⊙ Sundries basket

Optional color:

- A · Green
- B · Purple
- C · Gold



B-Purple



C-Gold



A-Green

B668a



B368a

A-Green

B368a Two crank manual bed

Main function :

- A · Back section up/down
- B · Knee section up/down
- C · Auto-regression
- D · Angle indicator

Dimension:

⊙ Overall length	2290mm±20mm
⊙ Overall width	1000mm±10mm
⊙ Fixed height	500mm±10mm

Standard accessory:

⊙ Head and foot board	2pcs
⊙ Bedside rail	4pcs
⊙ Angle display	2pcs
⊙ Manual crank system	2sets
⊙ Buffer	4pcs
⊙ Drip hole	4pcs
⊙ Urine hook	4pcs
⊙ Lifting pole hole	2pcs
⊙ Mattress retainer	1pc
⊙ 5 inches central lock castor	4pcs
⊙ Braking pedal	2pcs

Optional accessory:

⊙ S.S IV pole
⊙ Lifting pole
⊙ Dining table
⊙ Sundries basket

Optional color:

- A · Green
- B · Purple
- C · Gold



B-Purple



C-Gold



D858a Five function electric bed

Main function :

- A · Back section up/down
- B · Knee section up/down
- C · Auto-contour
- D · Whole bed up/down
- E · Trendelenburg/Reverse Tren.
- F · Manual CPR

Dimension:

⊙ Overall length	2260mm±20mm
⊙ Overall width	980mm±10mm
⊙ Minimum height	480mm±10mm
⊙ Maximum height	720mm±10mm

Standard accessory:

⊙ Head and foot board	2pcs
⊙ Easy cleaning bedside rail	2pcs
⊙ Handset	1pc
⊙ Actuator	4pcs
⊙ Drip hole	6pcs
⊙ Urine hook	4pcs
⊙ Lifting pole hole	2pcs
⊙ Buffer	4pcs
⊙ Mattress retainer	3pcs
⊙ Electric cable holder	1pc
⊙ 5 inches central lock castor	4pcs
⊙ Central braking pedal	1pc

Optional accessory:

- ⊙ Backup battery
- ⊙ S.S IV pole
- ⊙ Lifting pole
- ⊙ Dining table
- ⊙ No.2 mattress platform angle display

Optional color:

- A · Green
- B · Purple
- C · Gold



D858a

A-Green

D series

D758a Three function electric bed

Main function :

- A · Back section up/down
- B · Knee section up/down
- C · Auto-contour
- D · Whole bed up/down

Dimension:

⊙ Overall length	2260mm±20mm
⊙ Overall width	980mm±10mm
⊙ Minimum height	480mm±10mm
⊙ Maximum height	720mm±10mm

Standard accessory:

⊙ Head and foot board	2pcs
⊙ Easy cleaning bedside rail	2pcs
⊙ Handset	1pc
⊙ Actuator	3pcs
⊙ Drip hole	6pcs
⊙ Urine hook	4pcs
⊙ Lifting pole hole	2pcs
⊙ Buffer	4pcs
⊙ Mattress retainer	3pcs
⊙ Electric cable holder	1pc
⊙ 5 inches central lock castor	4pcs
⊙ Central braking pedal	1pc

Optional accessory:

⊙ Backup battery
⊙ S.S IV pole
⊙ Lifting pole
⊙ Dining table
⊙ No.2 mattress platform angle display

Optional color:

A · Green
B · Purple
C · Gold



A-Green

D758a



A-Green

D756a

D756a Three function electric bed

Main function :

- A · Back section up/down
- B · Knee section up/down
- C · Auto-contour
- D · Whole bed up/down

Dimension:

⊙ Overall length	2260mm±20mm
⊙ Overall width	980mm±10mm
⊙ Minimum height	480mm±10mm
⊙ Maximum height	720mm±10mm

Standard accessory:

⊙ Head and foot board	2pcs
⊙ Easy cleaning bedside rail	2pcs
⊙ Handset	1pc
⊙ Actuator	3pcs
⊙ Drip hole	6pcs
⊙ Urine hook	4pcs
⊙ Lifting pole hole	2pcs
⊙ Buffer	4pcs
⊙ Mattress retainer	3pcs
⊙ Electric cable holder	1pc
⊙ 5 inches double-face castor	4pcs

Optional accessory:

⊙ Backup battery
⊙ S.S IV pole
⊙ Lifting pole
⊙ Dining table
⊙ No.2 mattress platform angle display

Optional color:

A · Green
B · Purple
C · Gold



D656a Three crank manual bed

Main function :

- A · Back section up/down
- B · Knee section up/down
- C · Whole bed up/down

Dimension:

⊙ Overall length	2260mm±20mm
⊙ Overall width	980mm±10mm
⊙ Minimum height	480mm±10mm
⊙ Maximum height	720mm±10mm

Standard accessory:

⊙ Head and foot board	2pcs
⊙ Easy cleaning bedside rail	2pcs
⊙ Manual crank system	3sets
⊙ Drip hole	6pcs
⊙ Urine hook	4pcs
⊙ Buffer	4pcs
⊙ Mattress retainer	3pcs
⊙ 5 inches double-face castor	4pcs

Optional accessory:

- ⊙ S.S IV pole
- ⊙ Dining table
- ⊙ Sundries basket
- ⊙ No.2 mattress platform angle display

Optional color:

- A · Green
- B · Purple
- C · Gold



D658a

A·Green

D658a Three crank manual bed

Main function :

- A · Back section up/down
- B · Knee section up/down
- C · Whole bed up/down

Dimension:

⊙ Overall length	2260mm±20mm
⊙ Overall width	980mm±10mm
⊙ Minimum height	480mm±10mm
⊙ Maximum height	720mm±10mm

Standard accessory:

⊙ Head and foot board	2pcs
⊙ Easy cleaning bedside rail	2pcs
⊙ Manual crank system	3sets
⊙ Drip hole	6pcs
⊙ Urine hook	4pcs
⊙ Buffer	4pcs
⊙ Mattress retainer	3pcs
⊙ 5 inches central lock castor	4pcs
⊙ Central braking pedal	1pc

Optional accessory:

- ⊙ S.S IV pole
- ⊙ Dining table
- ⊙ Sundries basket
- ⊙ No.2 mattress platform angle display

Optional color:

- A · Green
- B · Purple
- C · Gold



A·Green

D656a



D358a Two crank manual bed

Main function :

- A · Back section up/down
- B · Knee section up/down

Dimension/Angle Parameter:

⊙ Overall length	2260mm±20mm
⊙ Overall width	980mm±10mm
⊙ Fixed height	500mm±10mm

Standard accessory:

⊙ Head and foot board	2pcs
⊙ Easy cleaning bedside rail	2pcs
⊙ Manual crank system	2sets
⊙ Drip hole	6pcs
⊙ Urine hook	4pcs
⊙ Buffer	4pcs
⊙ Mattress retainer	3pcs
⊙ 5 inches central lock castor	4pcs
⊙ Central braking pedal	1pc

Optional accessory:

- ⊙ S.S IV pole
- ⊙ Dining table
- ⊙ Sundries basket
- ⊙ No.2 mattress platform angle display

Optional color:

- A · Green
- B · Purple
- C · Gold



B-Purple



C-Gold



A-Green

D358a

D356a Two crank manual bed

Main function :

- A · Back section up/down
- B · Knee section up/down

Dimension:

⊙ Overall length	2260mm±20mm
⊙ Overall width	980mm±10mm
⊙ Fixed height	500mm±10mm

Standard accessory:

⊙ Head and foot board	2pcs
⊙ Easy cleaning bedside rail	2pcs
⊙ Manual crank system	2sets
⊙ Drip hole	6pcs
⊙ Urine hook	4pcs
⊙ Buffer	4pcs
⊙ Mattress retainer	3pcs
⊙ 5 inches double-face castor	4pcs

Optional accessory:

- ⊙ S.S IV pole
- ⊙ Dining table
- ⊙ Sundries basket

Optional color:

- A · Green
- B · Purple
- C · Gold



D356a



D256a

D256a Single crank manual bed

Main function :

- A · Back section up/down

Dimension:

⊙ Overall length	2260mm±20mm
⊙ Overall width	980mm±10mm
⊙ Fixed height	500mm±10mm

Standard accessory:

⊙ Head and foot board	2pcs
⊙ Easy cleaning bedside rail	2pcs
⊙ Manual crank system	1set
⊙ Drip hole	6pcs
⊙ Urine hook	4pcs
⊙ Buffer	4pcs
⊙ Mattress retainer	3pcs
⊙ 5 inches double-face castor	4pcs

Optional accessory:

- ⊙ S.S IV pole
- ⊙ Dining table
- ⊙ Sundries basket

Optional color:

- A · Green
- B · Purple
- C · Gold



A

HOPE-FULL®



Sa736a Three function electric bed

Main function :

- A · Back section up/down
- B · Knee section up/down
- C · Whole bed up/down

Dimension:

⊙ Overall length	2200mm±20mm
⊙ Overall width	950mm±10mm
⊙ Minimum height	400mm±10mm
⊙ Maximum height	750mm±10mm

Optional accessory:

- ⊙ S.S IV pole
- ⊙ Dining table

Standard accessory:

⊙ Head and foot board	2pcs
⊙ Aluminum alloy bedside rail	2pcs
⊙ Handset	1pc
⊙ Actuator	3pcs
⊙ Drip hole	4pcs
⊙ Urine hook	4pcs
⊙ Mattress retainer	1pc
⊙ Electric cable holder	1pc
⊙ 5 inches double-face castor	4pcs



Sa736a

Sa series

Sa series



Sa336a

Sa336a Two crank manual bed

Main function :

- A · Back section up/down
- B · Knee section up/down

Dimension:

⊙ Overall length	2200mm±20mm
⊙ Overall width	950mm±10mm
⊙ Fixed height	500mm±10mm

Standard accessory:

⊙ Head and foot board	2pcs
⊙ Aluminum alloy bedside rail	2pcs
⊙ Manual crank system	2sets
⊙ Drip hole	4pcs
⊙ Urine hook	4pcs
⊙ Mattress retainer	1pc
⊙ 5 inches double-face castor	4pcs

Optional accessory:

⊙ S.S IV pole
⊙ Sundries stand
⊙ Dining table



Sa330a Two crank manual bed

Main function :

- A · Back section up/down
- B · Knee section up/down

Dimension:

⊙ Overall length	2200mm±20mm
⊙ Overall width	950mm±10mm
⊙ Mattress platform height	500mm±10mm

Standard accessory:

⊙ Head and foot board	2pcs
⊙ Aluminum alloy bedside rail	2pcs
⊙ Manual crank system	2sets
⊙ Urine hook	4pcs
⊙ Drip hole	4pcs
⊙ Mattress retainer	1pc

Optional accessory:

⊙ S.S IV pole
⊙ Sundries stand
⊙ Dining table



Sa330a



Sa300a Two crank manual bed

Main function :

- A · Back section up/down
- B · Knee section up/down

Dimension/Angle Parameter:

⊙ Overall length	2200mm±20mm
⊙ Overall width	950mm±10mm
⊙ Fixed height	500mm±10mm

Standard accessory:

⊙ Head and foot board	2pcs
⊙ Manual crank system	2sets
⊙ Urine hook	4pcs
⊙ Drip hole	4pcs
⊙ Mattress retainer	1pc

Optional accessory:

⊙ S.S IV pole
⊙ Sundries stand



Sa300a



Sa236a Single crank manual bed

Main function :

A · Back section up/down

Dimension:

⊙ Overall length	2200mm±20mm
⊙ Overall width	950mm±10mm
⊙ Mattress platform height	500mm±10mm

Standard accessory:

⊙ Head and foot board	2pcs
⊙ Aluminum alloy bedside rail	2pcs
⊙ Manual crank system	1set
⊙ Drip hole	4pcs
⊙ Urine hook	4pcs
⊙ Mattress retainer	1pc
⊙ 5 inches double-face castor	4pcs

Optional accessory:

⊙ S.S IV pole	
⊙ Sundries stand	
⊙ Dining table	



Sa236a

Sa230a Single crank manual bed

Main function :

A · Back section up/down

Dimension:

⊙ Overall length	2200mm±20mm
⊙ Overall width	950mm±10mm
⊙ Mattress platform height	500mm±10mm

Standard accessory:

⊙ Head and foot board	2pcs
⊙ Aluminum alloy bedside rail	2pcs
⊙ Manual crank system	1set
⊙ Drip hole	4pcs
⊙ Urine hook	4pcs
⊙ Mattress retainer	1pc

Optional accessory:

⊙ S.S IV pole	
⊙ Sundries stand	
⊙ Dining table	



Sa230a

Sa200a Single crank manual bed

Main function :

A · Back section up/down

Dimension:

⊙ Overall length	2200mm±20mm
⊙ Overall width	950mm±10mm
⊙ Fixed height	500mm±10mm

Standard accessory:

⊙ Head and foot board	2pcs
⊙ Manual crank system	1set
⊙ Drip hole	4pcs
⊙ Urine hook	4pcs
⊙ Mattress retainer	1pc

Optional accessory:

⊙ S.S IV pole	
⊙ Sundries stand	



Sa200a

Ch778a Three function electric children bed

Main function :

- A · Back section up/down
- B · Knee section up/down
- C · Auto-contour
- D · Whole bed up/down

Dimension:

⊙ Overall length	1985mm±20mm
⊙ Overall width	980mm±10mm
⊙ Minimum height	480mm±10mm
⊙ Maximum height	750mm±10mm

Standard accessory:

⊙ Head and foot board	2pcs
⊙ All surrounded bedside rail	2pcs
⊙ Handset	1pc
⊙ Actuator	3pcs
⊙ Buffer	4pcs
⊙ Drip hole	4pcs
⊙ Urine hook	4pcs
⊙ Mattress retainer	1pc
⊙ Electric cable holder	1pc
⊙ 5 inches central lock castor	4pcs
⊙ Central braking pedal	1pc

Optional accessory:

- ⊙ Manual CPR
- ⊙ Backup battery
- ⊙ S.S IV pole
- ⊙ Dining table

Optional color:

- A · Green
- B · Pink



Ch778a

Ch678a Three crank manual children bed

Main function :

- A · Back section up/down
- B · Knee section up/down
- C · Whole bed up/down

Dimension:

⊙ Overall length	1985mm±20mm
⊙ Overall width	980mm±10mm
⊙ Minimum height	500mm±10mm
⊙ Maximum height	730mm±10mm

Standard accessory:

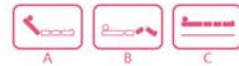
⊙ Head and foot board	2pcs
⊙ All surrounded bedside rail	2pcs
⊙ Manual crank system	3sets
⊙ Buffer	4pcs
⊙ Drip hole	4pcs
⊙ Urine hook	4pcs
⊙ Mattress retainer	1pc
⊙ 5 inches central lock castor	4pcs
⊙ Central braking pedal	1pc

Optional accessory:

- ⊙ S.S IV pole
- ⊙ Dining table

Optional color:

- A · Green
- B · Pink



Ch678a



Ch378a

Ch378a Two crank manual children bed

Main function :

- A · Back section up/down
- B · Knee section up/down

Dimension:

⊙ Overall length	1985mm±20mm
⊙ Overall width	980mm±10mm
⊙ Fixed height	500mm±10mm

Standard accessory:

⊙ Head and foot board	2pcs
⊙ All surrounded bedside rail	2pcs
⊙ Manual crank system	2sets
⊙ Buffer	4pcs
⊙ Drip hole	4pcs
⊙ Urine hook	4pcs
⊙ Mattress retainer	1pc
⊙ 5 inches central lock castor	4pcs
⊙ Central braking pedal	1pc

Optional accessory:

- ⊙ S.S IV pole
- ⊙ Dining table

Optional color:

- A · Green
- B · Pink



Er576a Two function electric children bed

Main function :

- A · Back section up/down
- B · Knee section up/down
- C · Auto-contour



Dimension:

⊙ Overall length	1900mm±20mm
⊙ Overall width	890mm±10mm
⊙ Fixed height	650mm±10mm

Standard accessory:

⊙ All surrounded bedside rail	2pcs
⊙ Handset	1pc
⊙ Actuator	2pcs
⊙ Drip hole	4pcs
⊙ Urine hook	4pcs
⊙ 5 inches double-face castor	4pcs

Optional accessory:

- ⊙ Sundries basket

Optional color:

- A · Green
- B · Pink



Ch376a

Ch376a Two crank manual children bed

Main function :

- A · Back section up/down
- B · Knee section up/down

Dimension:

⊙ Overall length	1985mm±20mm
⊙ Overall width	980mm±10mm
⊙ Fixed height	500mm±10mm

Standard accessory:

⊙ Head and foot board	2pcs
⊙ All surrounded bedside rail	2pcs
⊙ Manual crank system	2sets
⊙ Buffer	4pcs
⊙ Drip hole	4pcs
⊙ Urine hook	4pcs
⊙ Mattress retainer	1pc
⊙ 5 inches double-face castor	4pcs

Optional accessory:

- ⊙ S.S IV pole
- ⊙ Dining table

Optional color:

- A · Green
- B · Pink



Er276a Single crank manual children bed

Main function :

A · Back section up/down

Dimension:

⊙ Overall length	1900mm±20mm
⊙ Overall width	890mm±10mm
⊙ Fixed height	650mm±10mm

Standard accessory:

⊙ All surrounded bedside rail	2pcs
⊙ Manual crank system	1set
⊙ Drip hole	4pcs
⊙ Urine hook	4pcs
⊙ 5 inches double-face castor	4pcs

Optional accessory:

⊙ Sundries basket

Optional color:

A · Green
B · Pink



Er276a

HOPE-FULL®



Ch02



Ch02 Baby cot

Main function :

A · Back section up/down

Dimension/Angle Parameter:

⊙ Overall length	805mm±20mm
⊙ Overall width	525mm±10mm
⊙ Height	970mm±10mm

Standard accessory:

⊙ Crystal sleeping tray	1pc
⊙ 30mm thick mattress	1pc
⊙ Drip hole	2pcs
⊙ 3 inches separate lock castor	4pcs

Optional color:

A · Green
B · Pink



Ch series



AC series

AC series

Ac868a Orthopaedics traction electric bed

Main function :

- A · Back section up/down
- B · Knee section up/down
- C · Whole bed up/down
- D · Trendelenburg
- E · Auto-regression
- F · Angle indicator

Dimension:

⊙ Overall length	2270mm±20mm
⊙ Overall width	980mm±10mm
⊙ Minimum height	440mm±10mm
⊙ Maximum height	740mm±10mm

Optional accessory:

- ⊙ Backup battery
- ⊙ S.S IV pole
- ⊙ Dining table

Standard accessory:

⊙ Aluminum orthopaedics traction frame	1set
⊙ Head and foot board	2pcs
⊙ Bedside rail	4pcs
⊙ Angle display	2pcs
⊙ Handset	1pc
⊙ Actuator	4pcs
⊙ Buffer	4pcs
⊙ Drip hole	4pcs
⊙ Urine hook	4pcs
⊙ Mattress retainer	2pcs
⊙ Electric cable holder	1pc
⊙ 5 inches central lock castor	4pcs
⊙ Central braking pedal	1pc

Optional color:

- A · Green
- B · Purple
- C · Gold

Ac868a

A-Green



B-Purple



C-Gold



Ac568a Orthopaedics traction electric bed

Main function :

- A · Back section up/down
- B · Knee section up/down
- C · Whole bed up/down
- D · Trendelenburg
- E · Auto-regression
- F · Angle indicator

Dimension:

⊙ Overall length	2270mm±20mm
⊙ Overall width	980mm±10mm
⊙ Minimum height	440mm±10mm
⊙ Maximum height	740mm±10mm

Standard accessory:

⊙ Aluminum orthopaedics traction frame	1set
⊙ Head and foot board	2pcs
⊙ Bedside rail	4pcs
⊙ Angle display	2pcs
⊙ Handset	1pc
⊙ Actuator	2pcs
⊙ Manual crank system	2sets
⊙ Buffer	4pcs
⊙ Drip hole	4pcs
⊙ Urine hook	4pcs
⊙ Mattress retainer	2pcs
⊙ Electric cable holder	1pc
⊙ 5 inches central lock castor	4pcs
⊙ Central braking pedal	1pc

Optional accessory:

- ⊙ S.S IV pole
- ⊙ Dining table

Optional color:

- A · Green
- B · Purple
- C · Gold



Ac568a



Ac558a

Ac558a Orthopaedics traction electric bed

Main function :

- A · Back section up/down
- B · Knee section up/down
- C · Whole bed up/down
- D · Trendelenburg
- E · Auto-regression

Dimension:

⊙ Overall length	2270mm±20mm
⊙ Overall width	980mm±10mm
⊙ Minimum height	440mm±10mm
⊙ Maximum height	740mm±10mm

Standard accessory:

⊙ Aluminum orthopaedics traction frame	1set
⊙ Head and foot board	2pcs
⊙ Easy cleaning bedside rail	2pcs
⊙ Handset	1pc
⊙ Actuator	2pcs
⊙ Manual crank system	2sets
⊙ Buffer	4pcs
⊙ Drip hole	4pcs
⊙ Urine hook	4pcs
⊙ Mattress retainer	2pcs
⊙ Electric cable holder	1pc
⊙ 5 inches central lock castor	4pcs
⊙ Central braking pedal	1pc

Optional accessory:

- ⊙ S.S IV pole
- ⊙ Dining table

Optional color:

- A · Green
- B · Purple
- C · Gold





F868a

A-Green



F868a Multifunctional electric turn-over bed

Main function :

- A · Back section up/down
- B · Knee section up/down
- C · Auto-contour
- D · Whole bed up/down
- E · Trendelenburg/Reverse Tren.
- F · Lateral trendelenburg

Dimension:

⊙ Overall length	2210mm±20mm
⊙ Overall width	1070mm±10mm
⊙ Minimum height	580mm±10mm
⊙ Maximum height	820mm±10mm

Optional color:

- A · Green
- B · Purple
- C · Gold

Standard accessory:

⊙ Head and foot board	2pcs
⊙ Bedside rail	4pcs
⊙ Nurse control	1pc
⊙ Angle display	4pcs
⊙ Actuator	6pcs
⊙ Backup battery	1pc
⊙ Buffer	4pcs
⊙ Drip hole	4pcs
⊙ Urine hook	4pcs
⊙ Mattress retainer	4pcs
⊙ Electric cable holder	1pc
⊙ 5 inches central lock castor	4pcs
⊙ Braking pedal	2pcs

Optional accessory:

- ⊙ Pedal brake
- ⊙ S.S IV pole
- ⊙ Lifting pole
- ⊙ Dining table



B-Purple



C-Gold

F338a Manual four crank turn-over bed

Main function :

- A · Back section up/down
- B · Knee section up/down
- C · Lateral trendelenburg

Dimension:

⊙ Overall length	2200mm±20mm
⊙ Overall width	980mm±10mm
⊙ Fixed height	530mm±10mm

Standard accessory:

⊙ Head and foot board	2pcs
⊙ Aluminum alloy bedside rail	2pcs
⊙ Manual crank system	4sets
⊙ Buffer	4pcs
⊙ Drip hole	6pcs
⊙ Urine hook	4pcs
⊙ Mattress retainer	2pcs
⊙ 5 inches central lock castor	4pcs
⊙ Central braking pedal	1pc

Optional accessory:

⊙ S.S IV pole	
⊙ Lifting pole	
⊙ Dining table	



F338a



F series

F series

H838a Five function electric bed

Main function :

- A · Back section up/down
- B · Knee section up/down
- C · Auto-contour
- D · Whole bed up/down
- E · Trendelenburg/Reverse Tren.

Dimension:

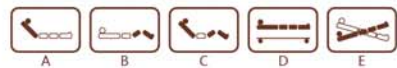
⊙ Overall length	2150mm±20mm
⊙ Overall width	1260mm±10mm
⊙ Minimum height	480mm±10mm
⊙ Maximum height	720mm±10mm

Standard accessory:

⊙ Wooden head and foot board	2pcs
⊙ Wooden bedside board	2pcs
⊙ Segmental type aluminum alloy bedside rail	2pcs
⊙ Handset	1pc
⊙ Actuator	4pcs
⊙ Drip hole	4pcs
⊙ Urine hook	4pcs
⊙ Mattress retainer	1pc
⊙ Electric cable holder	1pc
⊙ 5 inches central lock castor	4pcs
⊙ Central braking pedal	1pc

Optional accessory:

⊙ Manual CPR	
⊙ Backup battery	
⊙ S.S IV pole	
⊙ Lifting pole	
⊙ Dining table	



H838a

Hc738a Three function electric bed

Main function :

- A · Back section up/down
- B · Knee section up/down
- C · Auto-contour
- D · Whole bed up/down

Dimension:

⊙ Overall length	2030mm±20mm
⊙ Overall width	1000mm±10mm
⊙ Minimum height	330mm±10mm
⊙ Maximum height	760mm±10mm

Standard accessory:

⊙ Wooden head and foot board	2pcs
⊙ Metal tube bedside rail	2pcs
⊙ Handset	1pc
⊙ Actuator	3pcs
⊙ Urine hook	4pcs
⊙ Drip hole	2pcs
⊙ Mattress retainer	4pcs
⊙ Electric cable holder	1pc
⊙ 5 inches central lock castor	4pcs
⊙ Central braking pedal	1pc

Optional accessory:

⊙ Manual CPR
⊙ Backup battery
⊙ S.S IV pole
⊙ Lifting pole
⊙ Dining table



HOPE-FULL®



Hc736a Three function electric bed

Main function :

- A · Back section up/down
- B · Knee section up/down
- C · Auto-contour
- D · Whole bed up/down

Dimension:

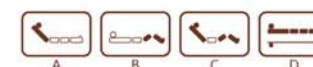
⊙ Overall length	2030mm±20mm
⊙ Overall width	1000mm±10mm
⊙ Minimum height	330mm±10mm
⊙ Maximum height	760mm±10mm

Standard accessory:

⊙ Wooden head and foot board	2pcs
⊙ Aluminum alloy metal tube bedside rail	2pcs
⊙ Handset	1pc
⊙ Actuator	3pcs
⊙ Urine hook	4pcs
⊙ Drip hole	2pcs
⊙ Mattress retainer	4pcs
⊙ Electric cable holder	1pc
⊙ 5 inches double-face castor	4pcs

Optional accessory:

⊙ Manual CPR
⊙ Backup battery
⊙ S.S IV pole
⊙ Lifting pole
⊙ Dining table



G01 ABS bedside cabinet

Dimension:

480×480×820mm (L×W×H)

Standard accessory:

Water bottle stand 1pc
Towel stands 2pcs
Sundries hooks 2pcs
Swivel wheels 4pcs

Optional color :

Beige, Green, Purple, Ivory



G11 Wooden cabinet

Dimension:

500×500×435mm (L×W×H)

Standard accessory:

Particle wood

Optional color :

Yellow, rosewood



G03 Phenolic&resin material bedside cabinet

Dimension:

500×525×820mm (L×W×H)

Standard accessory:

Sundries hooks 4pcs
Swivel wheels 4pcs

Optional accessory:

Electric lock 1pc

Optional color :

Beige, Green, Purple, Ivory



MT01 Movable dining table

Dimension:

820×450×715-1000mm (L×W×H)

Standard accessory:

Gas spring assist up and down
HIPS dining board and base
Power spray painting steel support structure
Swivel wheels 4pcs



MT06 Movable dining table

Dimension:

810×465×825-1100mm (L×W×H)

Standard accessory:

Gas spring assist up and down
Plywood material dining board
Aluminum column support frame and powder spray painting steel base
Power spray painting steel support structure
Swivel wheels 4pcs



MT02 Movable dining table

Dimension:

820×450×725-1000mm (L×W×H)

Standard accessory:

Gas spring assist up and down
Plywood material dining board and HIPS base
Power spray painting steel support structure
Swivel wheels 4pcs

Y01 Nursing chair

Dimension:

760×620×920mm (L×W×H) ,extend length:1840±20mm

Standard accessory:

waterproof&wear-resisting cloth
High dense sponge
3 inches castors with brake

Optional color :

Blue, Coffee



Y02 Nursing chair

Dimension:

760×620×920mm (L×W×H) ,extend length:1840±20mm

Standard accessory:

PVC cloth
High dense sponge
3 inches castors with brake

Optional color :

Blue, Coffee

Ac-a Orthopaedics traction frame

Main function :

Meet the needs of traction

Dimension:

945×650mm (W×H)

Standard accessory:

Φ45×1.5mm stainless steel tube

Φ32×1.2mm stainless steel tube

Movable traction pulley: 1pc



Ac-b Orthopaedics traction frame

Main function :

Meet the needs of traction

Dimension Parameter:

745×605mm (W×H)

Standard accessory:

Φ32×1.2mm stainless steel tube

Φ25×1.2mm stainless steel tube

Movable traction pulley: 1pc



S01 Stainless IV drip stand

Dimension :

Φ19×1.0×910-1700mm

Standard accessory:

Stainless inside and outside tubes

4pcs hooks



HOPE-FULL®

Ordinary mattress

Size:

1980×(900/850)×(80/100/120/150)mm

Surface:

Waterproof oxford cloth/PVC




Fireproof mattress(USA fireproof standard)

Size:

1980×(900/850)×(100/120/150)mm

Surface:

Fireproof and waterproof nylon cloth




HOPE-FULL[®]

Memory mattress(USA fireproof standard)

Size:
1980×(900/850)×(120/150)mm

Surface:
Fireproof and waterproof nylon cloth



Bedsore-resistant air mattress

Size:
1980×(900/1080)×80mm

Surface:
breathable PVC



B01 Transferable bed

Main function :
Back section up/down
Whole bed up/down

Dimension:	
⊙ Overall length	2030mm±20
⊙ Overall width	740mm±10
⊙ Minimum height	560mm±10
⊙ Maximum height	820mm±10

Standard accessory:	
⊙ Bedside rail	2pcs
⊙ Manual crank systems	1set
⊙ Up and down gas spring	1set
⊙ 6 inches central lock castor	4pcs
⊙ The 5th directional castor	1pc
⊙ S.S IV pole	1pc
⊙ Drip holes	2pcs
⊙ Braking pedal	2pcs
⊙ Oxygen cylinder holder	1pc
⊙ 30mm thick mattress	1pc

